



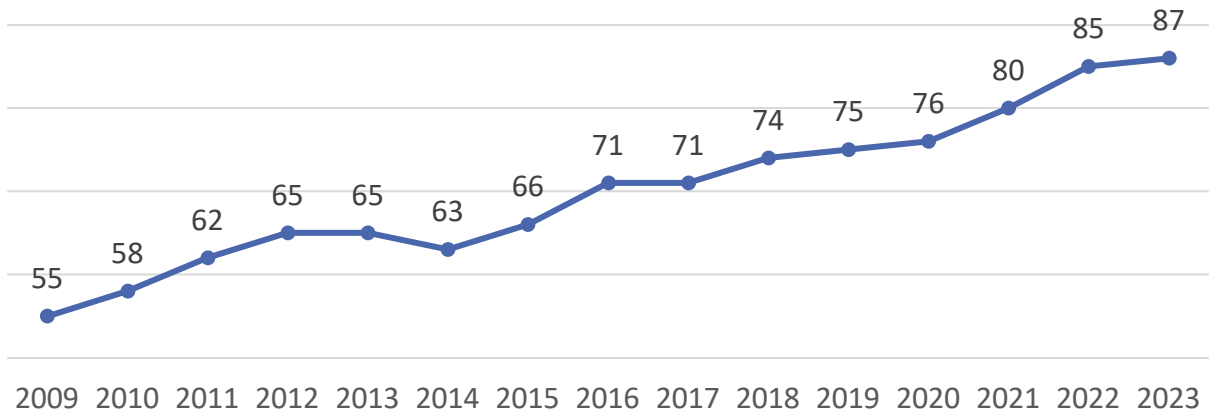
2023

Engagement Dashboard

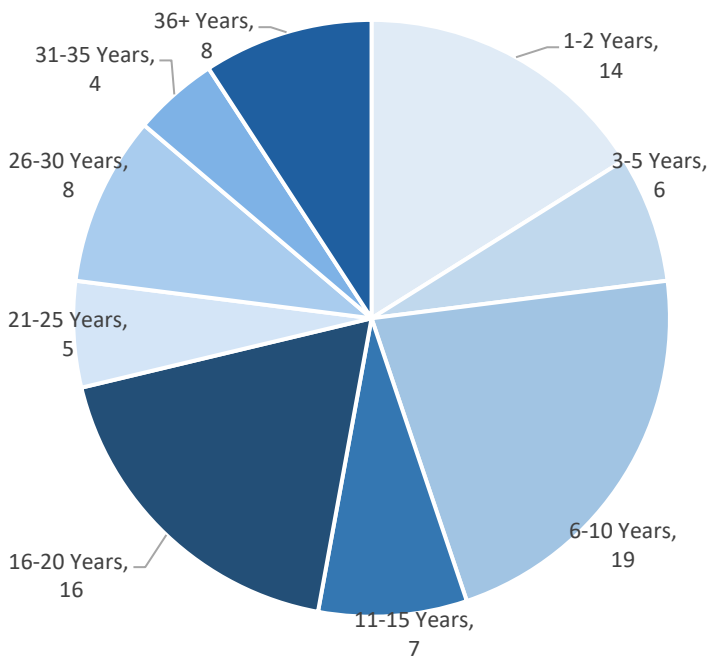
(as of 2/20/2024)

MEMBERSHIP

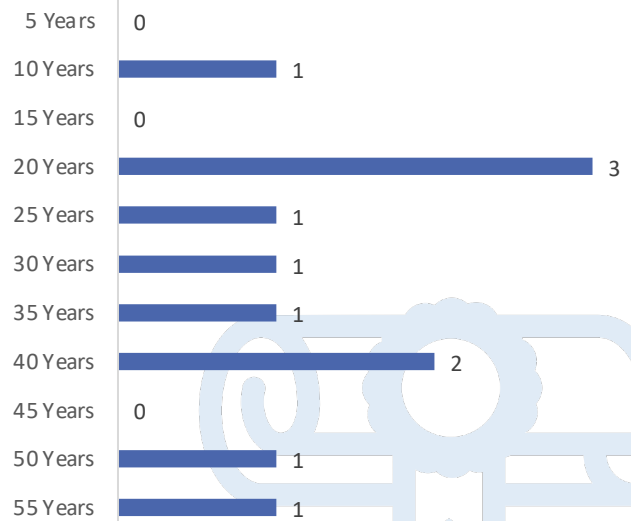
Total # of Members (trending by year)



Membership Tenure

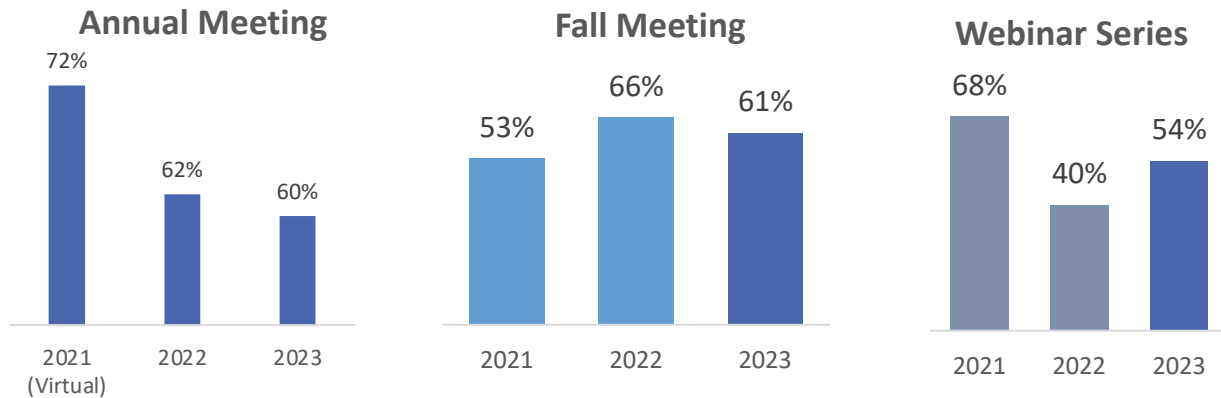


Membership Anniversaries

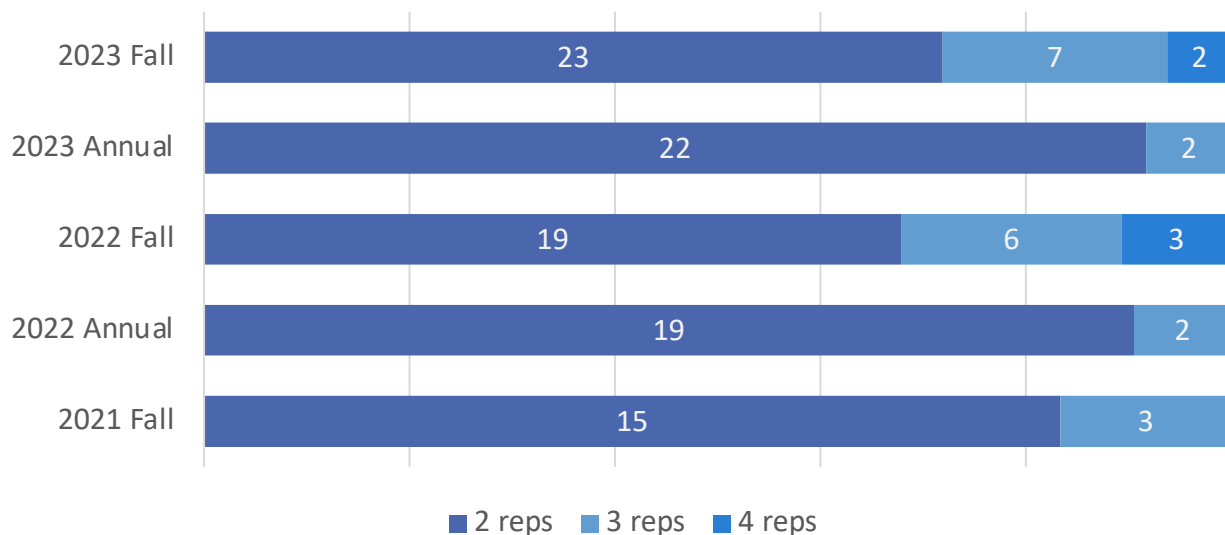


MEETING ATTENDANCE (2021-2023)

% of Member Companies Present



of Companies Bringing >1 Representative



MEMBERS HELPING MEMBERS: SURVEYS

2023 Topics | Average # Responses

6 Topics:

- ✓ SEO Partner Recommendations
- ✓ Meeting Preferences Survey
- ✓ Customer Samples
- ✓ Company Holidays
- ✓ Project and Task Management Systems
- ✓ Group Purchasing Organizations



SURVEYS AND STATISTICS

2023 Summary



Benchmarking Survey of Key Performance Indicators

48% (40 responses)



Business Conditions Survey

Jan '23: 65% (53 responses)

Jul '23: 66% (55 responses)



Quarterly Statistics Program

Q1: 58% (47 responses)

Q2: 55% (46 responses)

Q3: 59% (50 responses)

Q4: 58% (50 responses)



Manufacturing Productivity Metrics

36% (29 responses)

WEBSITE TRAFFIC (PEMAnet.org)

Top Pages Visited in 2023

Public Site (Hits)

1	Home Page–5,135
2	Member Companies–1,807
3	Member Map–836
4	2023 Annual Meeting–819
5	Event List–1,319



Members Site (Hits)

1	Member Home–322
2	Member News–172
3	Executive Directory–238
4	Newsletters–107
5	Speaker Presentations–68